

Sonus faber

ARTISAN OF SOUND

OMNIA

WIRELESS SPEAKER

QUICK START GUIDE

1 PACKAGING CONTENTS

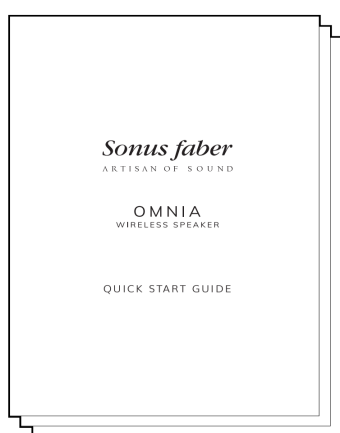
1.1

Register Omnia on sonusfaber.com and get an additional 1 year's warranty cover!

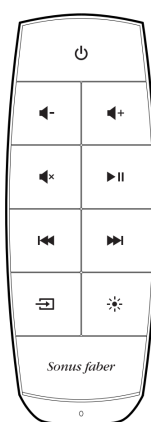
ENGLISH



Speaker




Literature



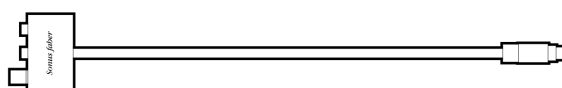
Remote control



Protective cover



Power cables

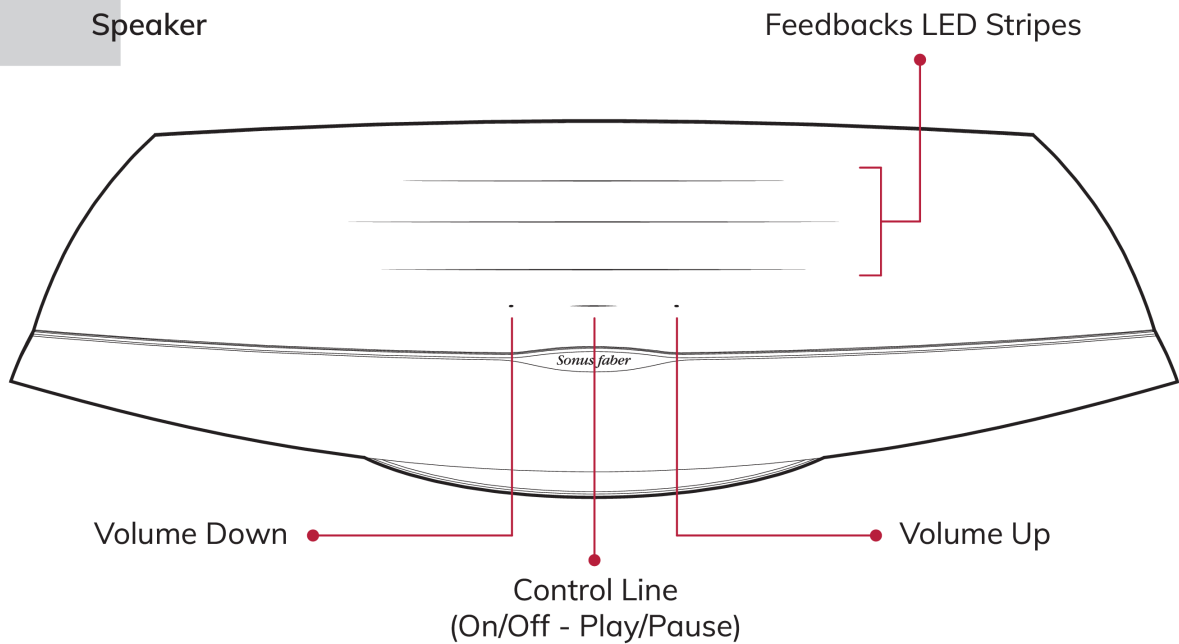


Phono/Line In adapter

2 CONTROLS

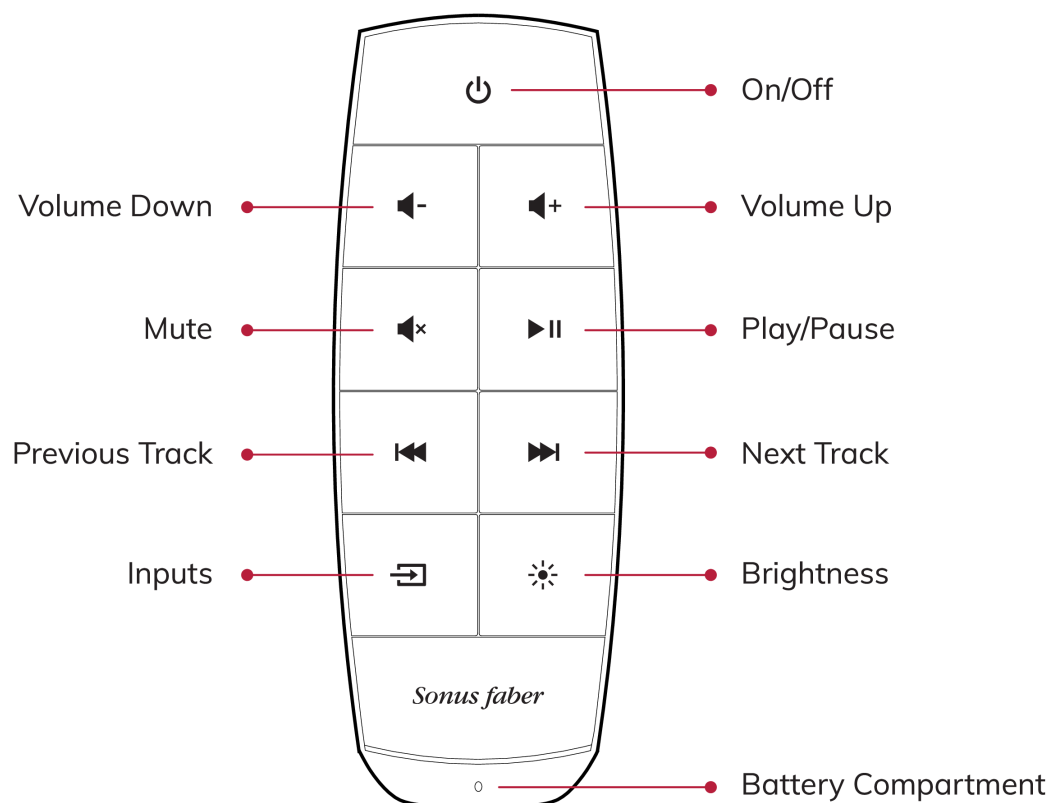
2.1

Speaker

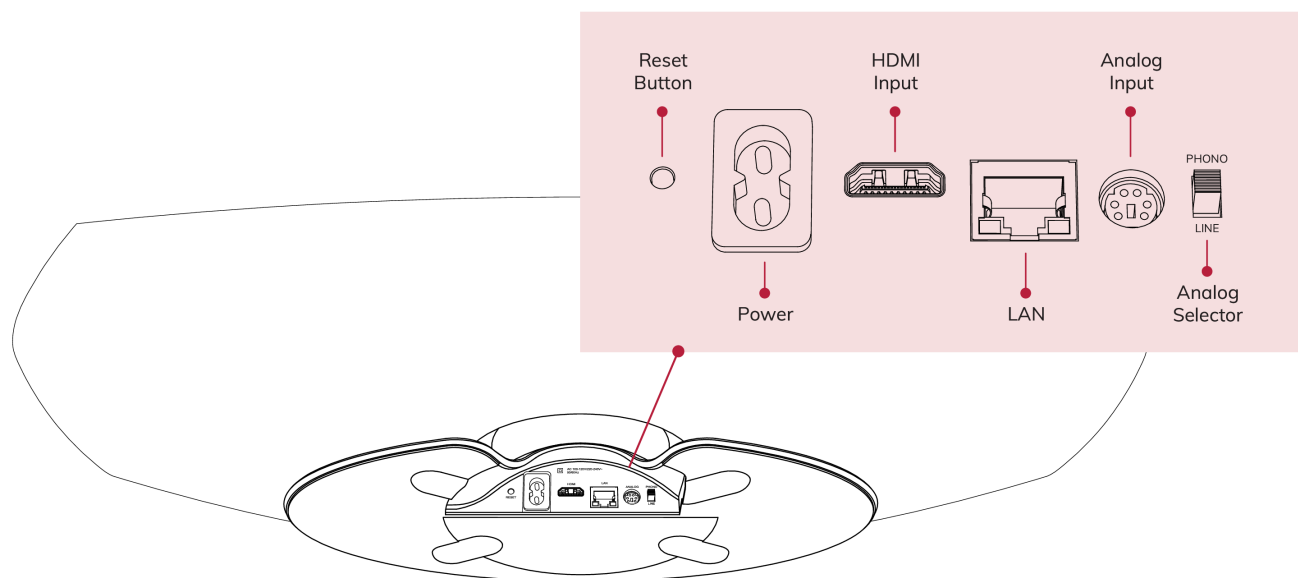


2.2

Remote Control



3 INPUTS

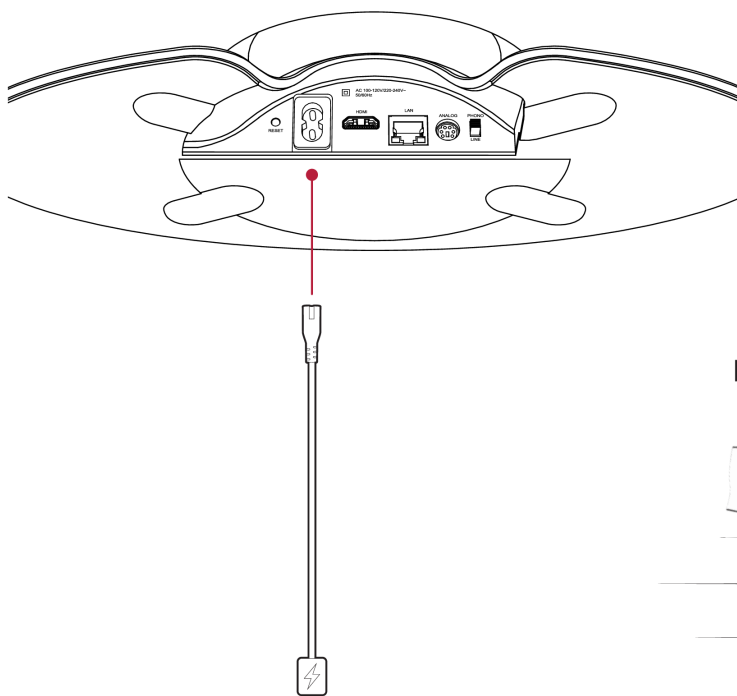


ENGLISH

4 START

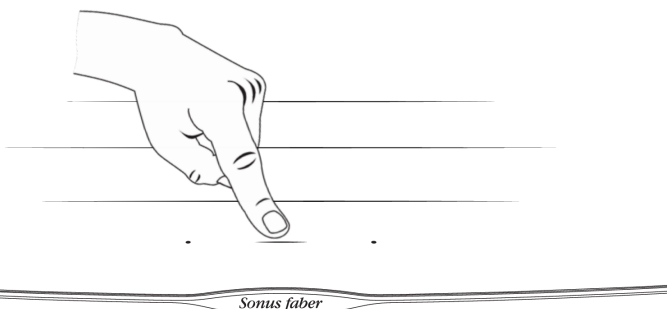
4.1

Place the Omnia where you intend to use it and connect Power Cable.



4.2

Press the Control Line (On/Off).



5

SET UP

When the Control Line (Play/Pause) is white blinking, the speaker is ready to configure.

5.1

iOS devices

Using Wi-Fi Settings:

- Open Settings then Wi-Fi settings
- Touch Omnia-xxxxxx under Set up new AirPlay speaker
- Choose the desired Wi-Fi network to connect with
- Touch Next and then Done

Using HOME App:

- Install/Update Home App
- Open Home App
- Press Add Accesory
- Follow the wizard to set Wi-Fi

5.2

Android™ devices

- Install/Update Google Home App
- Open Google Home App
- Press speaker
- Follow the wizard to set Wi-Fi

Please Note: Omnia and your device must be connected to the same Wi-Fi network. Omnia supports both 2.4Ghz and 5.2Ghz Wi-Fi Bands.

5.3

Bluetooth

- Press the Inputs button on the remote control until the Control Line LED flashes with a blue light
- Select Omnia-xxxxxx from the list of bluetooth devices
- When the blue LED of the Control Line has a fixed light, Omnia is ready to play your music

5.4

Ethernet

- Connect your router to Omnia via Ethernet cable

6

PLAY MUSIC

Press inputs button on remote to change input. The Control Line will change colour as feedback. See the online Owner's Manual for further details. The selected input is indicated by the LED colour of the Control Line.

- Bluetooth (blue)
- HDMI ARC (orange) IMPORTANT: ensure the TV output is set to PCM
- Phono (pink) IMPORTANT: Ensure the phono cartridge is a magnet moving (MM) with 2.4mV to 5.0mV output
- Streaming Apps (white):
 - AirPlay (white)*
 - Chromecast built-in (yellow)*
 - Spotify (green)*
 - Roon (purple)*
 - Tidal (light blue/turquoise)*

* Once the user connects the streaming App, the relative colour will Appear on the Omnia Control Line.